

Series 2300HC


HYDRAULIC PLANETARY CABLE WINCHES

The rugged construction and versatility of the **2300HC Series** makes it adaptable to a wide range of applications. **2300HC Series** direct drive winches are used for industrial pulling applications, fishing boats, marine craft, drill rigs, small cranes, factory material handling and rear load waste handlers. The **2300HC Series** clutch drive winches are equipped with a sliding clutch to allow free-spooling of the drum for pulling applications including factory material handling, mining and logging equipment, flat bed trailers, air freight pullers, off the road tractors and rear of cab and front mounting on ½ to 1 ½ ton trucks. The **2300HC Series** is equipped with hydraulic Fail-Safe Brake.



*"Quality Since
1910"*

**UP TO 16,000 LBS.
CAPACITY**



Bloom Hydraulic Cable Winches – Standard Features

- | | |
|-----------------------------|---|
| GEAR CASE | - Made of high strength steel. Completely sealed for oil enclosed operation and to keep dirt out. |
| PLANETARY GEAR | - High Efficiency Double Reduction – Rugged - Built to Last. |
| GEAR RATIO | - 17:1 standard. |
| BEARINGS | - Drum Shaft is supported by two heavy duty oil lubricated bearings in gear case, and one permanently sealed ball bearing in end housing. |
| DRUM SHAFT | - 2-1/4" diameter heat -treated alloy steel minimum tensile strength 150,000 psi. |
| CABLE DRUM | - Tough all steel construction resists breakage or warping. |
| CLUTCH | - 2300HC Series winches comes equipped with heat-treated dog type clutch to provide free-spooling of the winch drum. Positive lock-in and lock-out. |
| BRAKE | - Failsafe brake is standard, brake disengages when a load is lifted and automatically engages when power is removed or the load is lowered. |
| COUNTERBALANCE VALVE | - Adds additional safety and load handling capabilities to winch. |



www.bloommfg.com

BLOOM
Manufacturing Inc.
Winch Division

*Lifting
Pulling
Hoisting*

Toll Free Number: 1-800-394-1139

"Custom Engineered Solutions"

1443 220th Street., Independence, Iowa 50644 • FAX: 319-827-1140 • PHONE: 319-827-1139

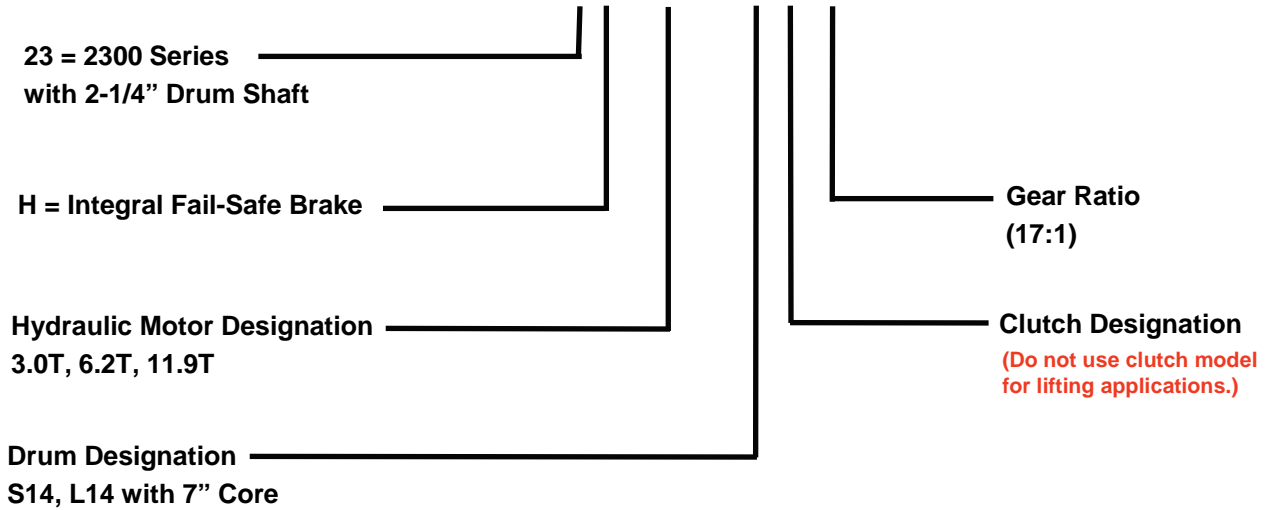
2300C Series

Model Selection from Performance Data



*"Quality Since
1910"*

MODEL EXAMPLE: 23H-6.2T -L14-C-17



- (23H) Indicates a 2300HC Series winch with 2 1/4" drum shaft. The "H" indicates T series motor with standard fail-safe brake.
- (3.2T) Designates hydraulic motor. Motor size is determined from motor performance charts. All motors come with integral spring applied hydraulic release brake.
- (L14) Drum designation.

DRUM CAPACITY

CABLE DIAMETER (IN.)	5/16	3/8	7/16	1/2	9/16	5/8
DRUM "S14" CAPACITY (FT.)	615	400	300	225	160	115
DRUM "L14" CAPACITY (FT.)	1100	712	517	409	295	200

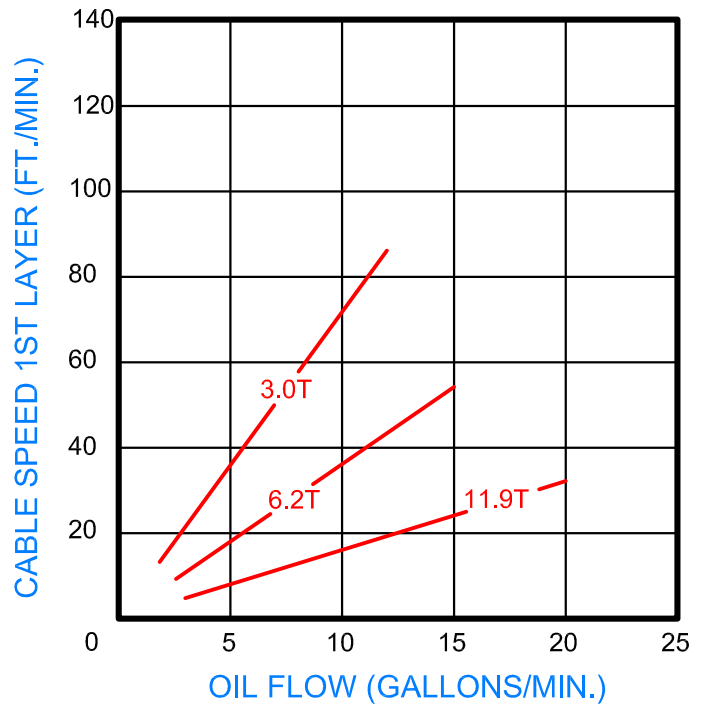
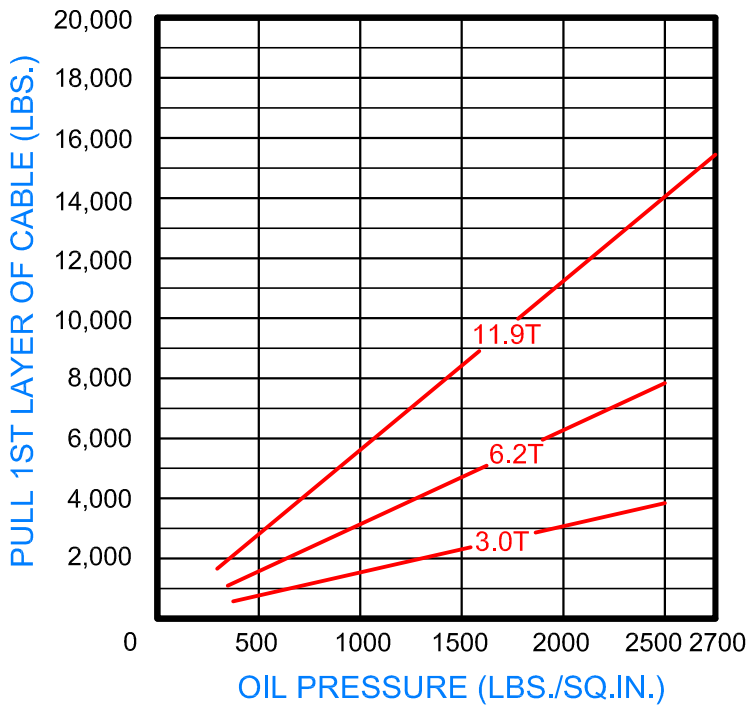
- (C) Designates 2300HC Series winch with dog type clutch for free - spooling drum.
- (17) Indicates gear ratio. 17:1 is standard.

Bloom Planetary Cable Winches

2300HC Series

With Hydraulic Fail-safe Brake
Model Selection from Performance Data

17:1 RATIO

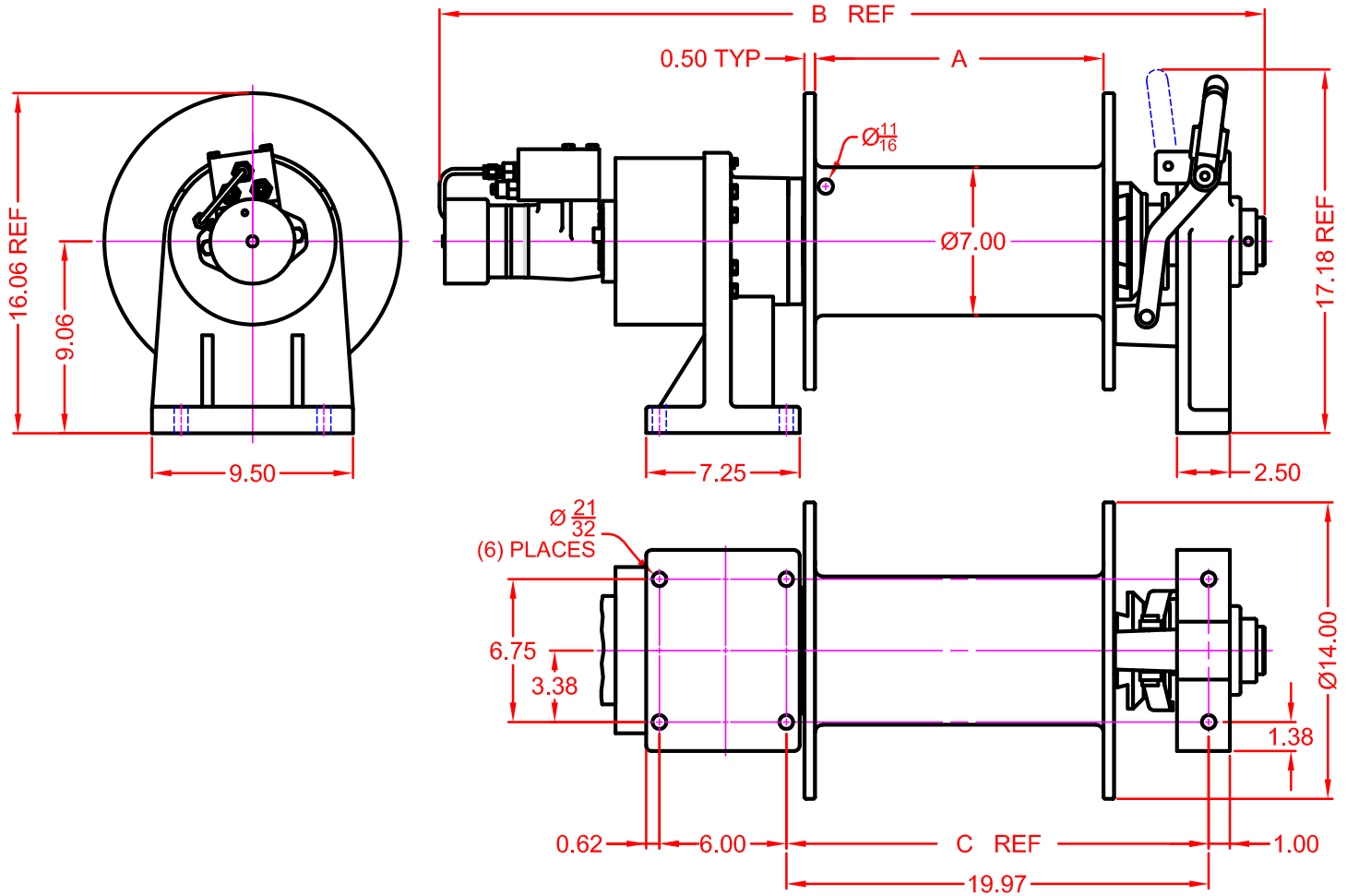




**"Quality Since
1910"**

Dimensional Drawings

Series 2300HC
Base Mount Model - Clutch Drive



B DIMENSION	MOTOR DESIGNATION		
	3.0T	6.2T	11.9T
S145 DRUM	32.53	33.00	33.27
L145 DRUM	38.53	39.00	39.27

WINCH DIMENSION	DRUM DESIGNATION	
	S145 DRUM	L145 DRUM
A DIMENSION	7.63	13.63
C DIMENSION	13.97	19.97

Correct choice of Directional Control Valves for Bloom Winches

Winches require a **Motor Spool Control Valve**.
That is the valve's work ports are **open** to tank in neutral position.

*Winches require ridged mounting plate.
See owner's manual for information about proper mounting
plate thickness or call Bloom Sales Engineer at factory

WARNING!

Goods are not intended for use in the moving or lifting of persons!

The winches described herein are neither designed nor intended for use or application to equipment used in the lifting or moving of persons and it is understood that all such use shall be at the sole risk of the user.

The cable clamps on winches are not designed to hold rated loads. A minimum of 5 wraps of cable must be left on drum barrel to guarantee holding of rated load.

Applications of winch where life would be endangered by any event are not recommended.



BLOOM Manufacturing Inc.

Winch Division

1443 220th Street,, Independence, Iowa 50644

FAX 319-827-1140 PHONE 319-827-1139